


Bimorph Bending Actuator



Features

- Micron-level resolution
- Linear displacement output
- High service life
- Drive voltage of 0~24V or 0~150V
- High Curie temperature of 230°C

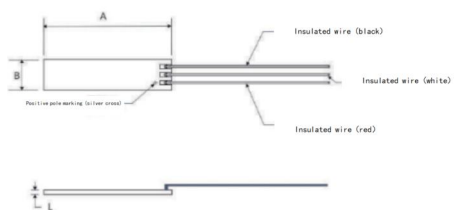
Applications

- Laser technology and laser beam control
- Accelerometers
- Medical technology
- Fiber optic switches
- Printing technology

Description

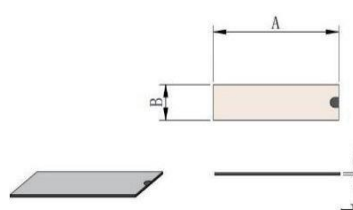
The piezoelectric bimorph is composed of piezoelectric ceramic layers and internal electrodes co-fired together, allowing independent control of the drive voltage for each ceramic layer. Standard drive voltages include 0~24V and 0~150V, and they meet the requirements for low-frequency, medium-frequency, and high-frequency applications.

Interface Definition

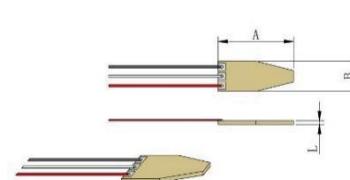


PAA-B20-08W

PAA-B32-08W

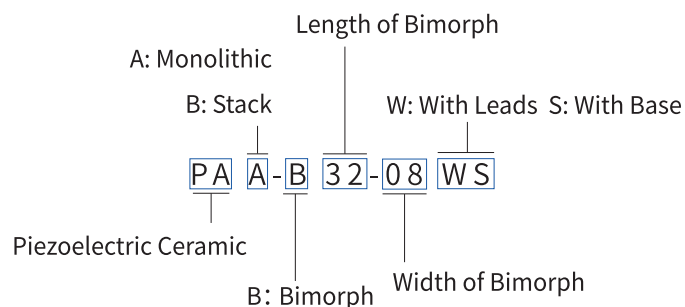


PAA-B25-07C



PAA-B20-08HF

Model Interpretation



Technical Specifications

	PAA-B20-08W	PAA-B32-08W	Unit	Tolerance
Active axes	Z	Z		
Max. displacement	±135	±450	μm	±15%
Displacement hysteresis	<15%	<15%		
Free length	18	30	mm	
Max. load capacity	1.4	1.5	N	
Electrical properties				
Operating voltage	0-150	0-150	V	
Resonant frequency	930	350	Hz	±15%
Dielectric loss	<2.0%	<2.0%		
Electrical capacitance	145(unilateral)	550(unilateral)	nF	±15%
Miscellaneous				
Operating temperature range	-25~130	-25~130	°C	
Electrode	Silver	Silver		
Curie temperature	230	230	°C	
Dimensions				
A	20	32	mm	±0.1 mm
B	8	7.8	mm	±0.1 mm
L	0.8	0.8	mm	±0.05 mm
MTTF	15.3	13.7	year	

*Displacement test: drive voltage range 0 to 150V, tolerance ±15%

**Thrust test: drive voltage range 0 to 150V

***Capacitance test conditions: ambient temperature environment, 1Vpp, 1kHz, tolerance ±15%

**** MTTF test conditions: 150V, 85% humidity, 85°C environment

Standard wiring harness, length 75mm, AWG32, PTFE insulation

Pre-installed PCB version available, followed by 'S' in the product code

Other specifications can be customized on request.

Technical Specifications

	PAA-B25-07C	PAA-B20-08HF	Unit	Tolerance
Active axes	Z	Z		
Max. displacement	±80	±110	μm	±15%
Displacement hysteresis	<15%	<15%		
Free length	21	12	mm	
Max. load capacity	0.2	2.5	N	
Electrical properties				
Operating voltage	0-24	0-150	V	
Resonant frequency	35	>3000	Hz	±15%
Dielectric loss	<2.0%	<2.0%		
Electrical capacitance	70(overall device)	280(unilateral)	nF	±15%
Miscellaneous				
Operating temperature range	-25~130	-25~130	°C	
Electrode	Silver/Gold	Silver		
Curie temperature	230	230	°C	
Dimensions				
A	25	20	mm	±0.1 mm
B	7.1	8	mm	±0.1 mm
L	0.5	0.8	mm	±0.05 mm
MTTF	6.1	13.8	year	

*Displacement test: drive voltage range 0 to 150V, tolerance ±15%

**Thrust test: drive voltage range 0 to 150V

***Capacitance test conditions: ambient temperature environment, 1Vpp, 1kHz, tolerance ±15%

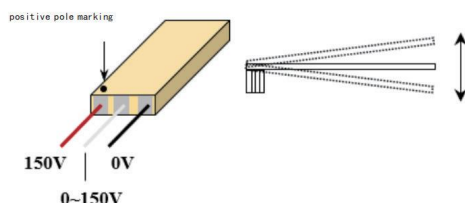
**** MTTF test conditions: 150V, 85% humidity, 85°C environment

Standard wiring harness, length 75mm, AWG32, PTFE insulation

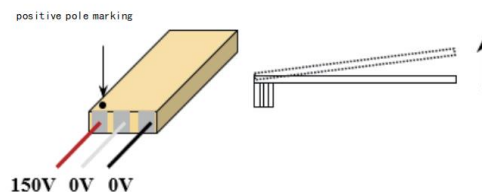
Pre-installed PCB version available, followed by 'S' in the product code

Other specifications can be customized on request.

Control Method



Differential Voltage Control: Three-wire drive, capable of bending upwards or downwards. The positive wire is connected to 150V, the negative wire to 0V, and the middle electrode is controlled between 0~150V. When the voltage is between 75~150V, it bends upwards; when the voltage is between 0~75V, it bends downwards.



Single-Side Control: Two-wire drive, bending only in one direction. The negative wire is connected to 0V, and the middle electrode is also connected to 0V. The positive wire is connected to 150V, resulting in upward bending.

Model: PAA-B20-08W, PAA-B32-08W, PAA-B20-08HF

Customization Information

Depending on the application scenarios of the bimorph, it can be assembled with different structural components to meet application requirements. We can provide product customization for you in terms of performance parameters and structural shapes.

- **Drive Voltage:** Different drive voltages can meet various displacement requirements. Commonly available voltages include 6V, 12V, and 24V.
- **Wiring Harness:** A wiring harness can be optionally equipped while meeting the AWG usage standards. To facilitate the connection of positive and negative electrode wires, the soldering point position can be selected within the allowable error range of performance variation.
- **Dimensions:** In terms of length, options include 10 mm, 15 mm, 20 mm, and 25 mm. For thickness, customization is available for ≥ 0.3 mm.
- Other specifications, such as base structure, can be customized according to customer requirements.